

Flow Measurement

SITRANS F US Inline

Flowmeter SONOKIT (with FUS060 or FUS080)

Overview



SONOKIT is a transit time based ultrasonic flowmeter for retrofitting on existing pipelines.

The kit includes all necessary parts and special tools to make the installation as 1- or 2-track flowmeter.

The set is made for installation on empty pipes or pipes under pressure without process shut-down (hot-tap).

Please contact Siemens for further information on hot-tap tools and instructions.

SONOKIT has inline transducers (in contact with media) which assure superior accuracy and performance.

Benefits

- Cost-effective solution – contains all the necessary components for retrofitting
- SONOKIT is easy to install in pipeline sizes DN 200 to DN 4000 (8" to 160") 1-track DN 100 to DN 2400 (4" to 96") – without process shut-down or flow interruption.
- No bypass installation necessary – withstands pressures up to 40 bar (580 psi) and media temperatures between -20 °C and +200 °C (-4 °F and +392 °F)
- High accuracy – the bigger the pipe, the more accurate the result
- Solid construction and no moving parts for a 100% maintenance and obstruction-free flowmeter
- The SONOKIT comes with transducers in IP68 enclosure
- Available in a robust version that can be buried and withstands constant flooding
- Inline transducers assure superior accuracy and performance
- Automatic calculation of the calibration factor when pipe geometry data are entered in the transmitter
- FUS060 transmitter versions with HART or PROFIBUS PA
- FUS080 transmitter, battery or mains-powered

Application

- Raw water intake for water treatment plants
- Water distribution systems
- Irrigation systems
- Power generation (energy and water)
- District heating plants
- Cooling water plants within the industry and in power stations
- Systems within the oil and refinery business
- Sewage treatment plants
- Plants transporting non-conductive liquids

Design

The SONOKIT package box contains all necessary parts to build an ultrasonic flowmeter on existing pipes depending on choices at ordering:

- Papers to wrap around pipes for alignment of sensors
- Transducer alignment tools
- Mounting plates, transducer holders and SONO 3200 transducers
- Transducer cables
- SITRANS FUS060 transmitter for wall mounting
- 4-track version is available on request

Technical specifications

The transmitter related to this system is the SITRANS FUS080 or FUS060.

Technical specifications to the FUS060 see page 4/213 and to FUS080 see page 4/219.

Accuracy

Typical, depending on accuracy of measurements of installation

- 2-Track: $\leq \pm (0.5 \dots 1.5 \%)$
- 1-Track: $\leq \pm (1 \dots 3 \%)$

Note:

Accuracy depends on the accuracy of the measurements taken at location. This means that inaccurate measurements of angles, distance between transducers, wall thickness and pipe diameter have a direct effect on the accuracy. Values measured are entered into the memory of the FUS060 transmitter.

Requirements for pipes

Size	FUS060: DN 100 ... DN 4000 (4" ... 160") FUS080: DN 100 ... DN 1200 (4" ... 48")
Line pressure	max. 40 bar (580 psi)
Media/surface temperature	<ul style="list-style-type: none"> • Standard version: -20 ... +200 °C (-4 ... +392 °F) • ATEX Ex d version (FUS060): -20 ... +180 °C (-4 ... +356 °F) • ATEX Ex i version (FUS060): -10 ... +190 °C (14 ... 374 °F)
Ambient temperature sensor	-20 ... +60 °C (-4 ... +140 °F)
Transducer enclosure/ approvals/certificates	
Standard version	IP67 (NEMA 6) / IP68 (NEMA 6X)
Ex approval	System ATEX approval for SONO 3200 Ex i transducers together with transmitter FUS060-Ex: ATEX II 2G Ex dem [ia/Ib] IIC T6/T4/T3 or ATEX II 2G EEx d IIC T3-T6 with SONO 3200 Ex d transducers (for standard FUS060 transmitter, installed outside of Ex zone)
Material certificates	EN 10204-3.1 material certificate on transducer mounting parts
Transducer materials	
Terminal housing	Standard version: PA 6.6, 100 °C (212 °F) or stainless steel AISI 316, 200 °C (392 °F)
Transducer body	Standard version: Stainless steel AISI 316, 200 °C (392 °F)

Flow Measurement

SITRANS F US Inline

Flowmeter SONOKIT (with FUS060 or FUS080)

Materials of existing pipeline	
Steel	Transducer holder: EN 10273 or EN 10216 (P235GH) Mounting plates ¹⁾ : EN 10273 or EN 10216 (P235GH)
Concrete	Transducer holder: Stainless steel AISI 316 or similar Mounting plates ¹⁾ : (not included)
Stainless steel	Transducer holder: Stainless steel AISI 316 or similar Mounting plates ¹⁾ : Stainless steel AISI 316 or similar
Pipe wall thickness	
Steel pipe (AISI 316 and St. 37.2 or corresponding material)	Transducer and holder available in length L = 160, allowing a pipe wall thickness up to 20 mm (0.79")
Concrete pipe	Transducer and holder available in length L = 230, allowing a pipe wall thickness up to 200 mm (7.9") and pipe sizes ≥ DN 600

Dimension of the package box (L x W x H, approx.)	856 x 390 x 344 mm (33.7" x 15.4" x 13.5")
Weight example of a package (standard 2-track with FUS060)	approx. 53 kg (116,8 lb)
Certificates and approvals	
Conformity certificate	The devices are supplied as standard with a Siemens Certificate of Conformity on a CD
Material certificate	Material certificate for the transducer parts according to EN 10204-3.1 is optionally available
Approvals	No custody transfer approvals

Information on PED approval:

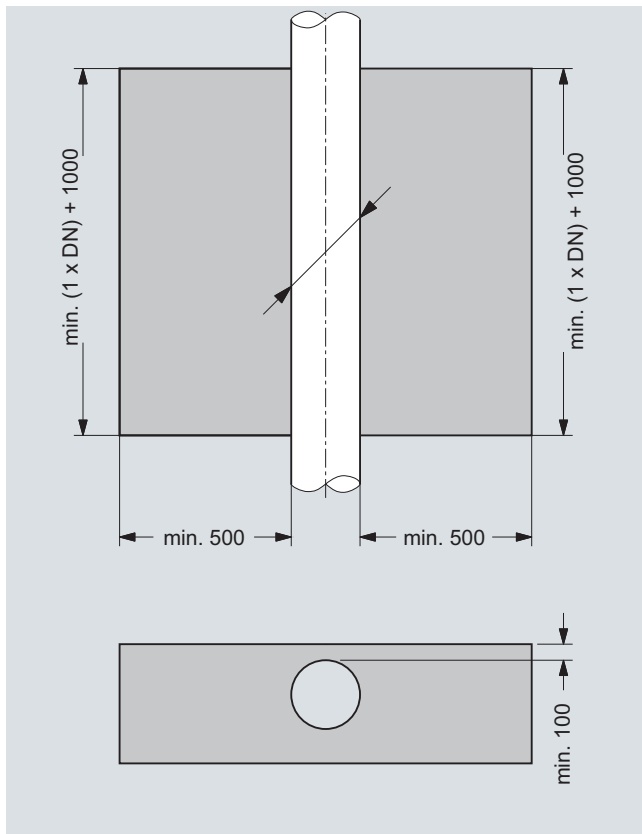
The SONOKIT includes the pipe mounting parts only and therefore it cannot be PED-approved. After the installation, all installation-related activities (welding, pressure test etc.) are the responsibility of the customer.

- ¹⁾ Mounting plates are only included for empty pipe installation types (refer to selection "A"). For tapping-band types holder and mounting plates are **not** included (refer to selection "C")

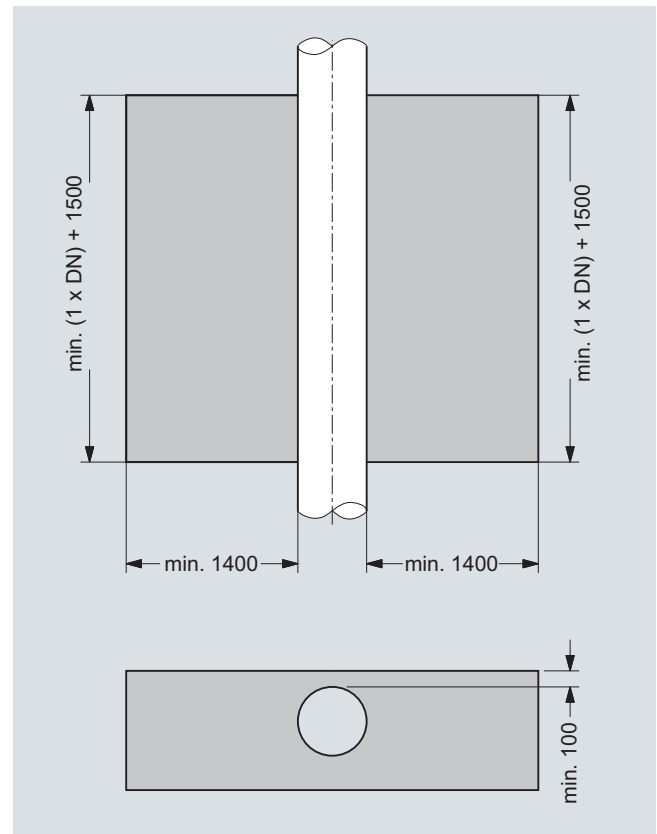
4

Installation requirements

The space requirements (in mm) around the pipe for retrofitting a SITRANS F US ultrasonic flowmeter type SONOKIT are given below:



Empty pipe installation



Hot-tap installation

Flow Measurement

SITRANS F US Inline

Flowmeter SONOKIT (with FUS060 or FUS080)

Selection and Ordering data		Order No.	Ord. code	Selection and Ordering data		Order No.	Ord. code
SITRANS F US SONOKIT 1-track sensor		7ME3210-		SITRANS F US SONOKIT 1-track sensor		7ME3210-	
Diameter	Qn setting [m³/h]						
DN 100 (4")	100	1 P		IP68 SS housing, Sylgard potting kit, PN 40, O-ring, 200 °C (392 °F), no approval	4		
DN 125 (5")	150	1 T		IP67 SS housing, PN 40, SS, O-ring, 190 °C (374 °F), Ex i type, ATEX approval (only with FUS060 Ex)	5		
DN 150 (6")	220	2 B		Cable gland entries			
DN 200 (8")	380	2 F		Cable glands M20 in transducers and in transmitter M25/20/16 x 1.5 (FUS080 only M20)	1		
DN 250 (10")	600	2 K		Cable glands ½" NPT in transducers and in transmitter (only with FUS060)	2		
DN 300 (12")	850	2 P		Transmitter SITRANS FUS060 (only DN 100 ... 2400 (4" ... 96"))			
DN 350 (14")	1000	2 T		IP65 (NEMA 4), 120/230 V AC		N	
DN 400 (16")	1300	3 B		IP65 (NEMA 4), 24 V AC/DC		P	
DN 450 (18")	1700	3 F		IP65 (NEMA 4), 24 V AC/DC Ex version		Q	
DN 500 (20")	2200	3 K		Transmitter SITRANS FUS080 (only DN 100 ... 1200 (4" ... 48"))			
DN 550 (22")	2600	3 P		PDM software tool and IrDA-adaptor, which are needed for settings update, to be ordered separately, see FUS080 accessories			
DN 600 (24")	3200	3 T		IP67/NEMA 4X/6 115 ... 230 V AC		U	
DN 650 (26")	3600	4 B		IP67/NEMA 4X/6 3.6 V battery version, incl. dual battery pack		V	
DN 700 (28")	4200	4 F		IP67/NEMA 4X/6 115 ... 230 V AC, incl. 3.6 V single battery backup		W	
DN 750 (30")	4800	4 K		IP67/NEMA 4X/6 3.6 V battery version (no battery pack included) ²⁾		X	
DN 800 (32")	5500	4 P		Module			
DN 900 (36")	7500	5 B		No module (FUS080 only)		A	
DN 1000 (40")	9000	5 K		HART, 1 pulse output, 1 relay		B	
DN 1100 (44")	10000	5 P		HART Ex version, 1 pulse output, 1 relay		C	
DN 1200 (48")	13200	5 T		PROFIBUS PA, 1 pulse/frequency		D	
<u>Only for FUS060</u>				PROFIBUS PA, Ex version, 1 pulse/frequency		E	
DN 1300 (52")	14000	6 A		Transducer coaxial cables (with FUS080 only, 15 and 30 m, 70°C (158 °F) cable types)			
DN 1400 (56")	16800	6 C		2 x 3 m, max. 70 °C (158 °F), the only option for Ex i		0	
DN 1500 (60")	19000	6 E		2 x 15 m, max. 70 °C (158 °F)		1	
DN 1600 (64")	22800	6 G		2 x 30 m, high temp. max. 200 °C (392 °F)		2	
DN 1700 (68")	25000	6 J		2 x 30 m, max. 70 °C (158 °F)		3	
DN 1800 (72")	27600	6 L		2 x 60 m, max. 70 °C (158 °F)		4	
DN 1900 (76")	31000	6 N		2 x 90 m, max. 70 °C (158 °F)		5	
DN 2000 (80")	36000	6 Q		2 x 120 m, max. 70 °C (158 °F)		6	
DN 2100 (84")	37000	6 S		2 x 3 m, high temp. max. 200 °C (392 °F), the only option for Ex i		7	
DN 2200 (88")	42000	6 U		2 x 15 m, high temp. max. 200 °C (392 °F)		8	
DN 2300 (92")	45000	6 W		Special version (add order code):			
DN 2400 (96")	51000	7 A		No transducer cable, cable length 2 x 3 m, the only option for Ex i		9	R0A
Installation method				No transducer cable, cable length 2 x 15 m		9	R0B
Empty pipe (incl. transducer holder and mounting plates). Alignment rods and tools must be ordered as accessories.		A		No transducer cable, cable length 2 x 30 m		9	R0C
Hot tap, mounting under pressure (mounting plates not incl.). Special mounting tools to be ordered separately.		B		No transducer cable, cable length 2 x 60 m		9	R0D
SONOKIT for tapping band (DN 200 ... DN 1800) (transducer holder and mounting plates not incl., tapping band to be ordered separately) ¹⁾		C		No transducer cable, cable length 2 x 90 m		9	R0E
Transducer holder				No transducer cable, cable length 2 x 120 m		9	R0F
None (for tapping band)		0					
Carbon steel, length = 160 mm, mounting plates in carbon steel		1					
Stainless steel, length = 160 mm, mounting plates in stainless steel		2					
Stainless steel, length = 230 mm, for concrete pipe (DN 600 ... DN 2400)		3					
Transducer type and approval							
IP67 (NEMA 4X/6) PA housing, PN 40, O-ring, 100 °C (212 °F), no approval		1					
IP68 SS housing, PN 40, O-ring, 180 °C (356 °F), Ex d, ATEX approval (only with standard FUS060)		2					
IP68 PA housing, Sylgard potting kit, PN 40, O-ring, 100 °C (212 °F), no approval		3					

1) Tapping band via special request

2) Lithium batteries are subject to special transportation regulations according to United Nations "Regulation of Dangerous Goods, UN 3090 and UN 3091". Special transport documentation is required to observe these regulations. This may influence both transport time and costs.*

Selection and Ordering data	Order code
Additional information	
Please add „-Z“ to Order No. and specify Order code(s) and plain text.	
<u>Material certificate</u>	
EN 10204-3.1, transducer body material	F30
EN 10204-3.1, transducer holder material	F31
EN 10204-3.1, mounting plate material	F32
<u>Tag name plate</u>	
Stainless steel tag name plate, text length depends on font size: 8 mm up to 10 characters, 4 mm up to 20 characters, or 3 mm up to 30 characters (add plain text)	Y17
<u>Accessories</u>	
Alignment rods-set for DN 100 ... 650 (4" ... 26") Ø = 25 mm, L = 500 mm, 3 pcs.	S10
Alignment rods-set for DN 700 ... 1900 (28" ... 76") Ø = 25 mm, L = 500 mm, 6 pcs.	S11
Alignment rods-set for DN 2000 ... 2400 (80" ... 96") Ø = 25 mm, L = 500 mm, 8 pcs.	S12
Spanner key for transducer mounting type SONO 3200 O-ring type	T11
Tool set with various mounting/spare parts for SONOKIT installation	T12
<u>Operating instructions</u>	
for SITRANS FUS060 transmitter	Order No.
• English	A5E01204521
• German	A5E02123845
for SITRANS FUS080 transmitter	
• English	A5E03059912
for SITRANS F US SONOKIT 1-track sensor	
• English	A5E00814557
• German	A5E02610428
• Spanish	A5E02608231
• French	A5E02610419
The device is shipped with a Quick Start Guide and a CD containing further SITRANS F literature. All literature is also available for free: http://www.siemens.com/flowdocumentation	

Please also see www.siemens.com/SITRANSFordering for practical examples of ordering.



Please use online Product selector to get latest updates. Product selector link:

www.pia-selector.automation.siemens.com

Flow Measurement

SITRANS F US Inline

Flowmeter SONOKIT (with FUS060 or FUS080)

Selection and Ordering data		Order No.	Ord. code	Selection and Ordering data		Order No.	Ord. code
SITRANS F US SONOKIT 2-track sensor		7ME3220-		SITRANS F US SONOKIT 2-track sensor		7ME3220-	
Diameter	Qn setting [m³/h]			Transducer holder			
DN 200 (8")	380	2 F		None (for tapping band)	0		
DN 250 (10")	600	2 K		Carbon steel, length = 160 mm, mounting plates in carbon steel	1		
DN 300 (12")	850	2 P		Stainless steel, length = 160 mm, mounting plates in stainless steel	2		
DN 350 (14")	1000	2 T		Stainless steel, length = 230 mm, for concrete pipe (DN 600 ... DN 4000)	3		
DN 400 (16")	1300	3 B		Transducer type and approval			
DN 450 (18")	1700	3 F		IP67 (NEMA 4X/6) PA housing, PN 40, O-ring, 100 °C (212 °F), no approval	1		
DN 500 (20")	2200	3 K		IP68 SS housing, PN 40, O-ring, 180 °C (356 °F), EEx d, ATEX approval (only with standard FUS060)	2		
DN 550 (22")	2600	3 P		IP68 PA housing, Sylgard potting kit, PN 40, SS, O-ring, 100 °C (212 °F), no approval	3		
DN 600 (24")	3200	3 T		IP68 SS housing, Sylgard potting kit, PN 40, SS, O-ring, 200 °C (392 °F), no approval	4		
DN 650 (26")	3600	4 B		IP67 SS housing, PN 40, O-ring, 190 °C (374 °F), EEx i, ATEX approval (only with FUS060 Ex)	5		
DN 700 (28")	4200	4 F		Cable gland entires			
DN 750 (30")	4800	4 K		Cable glands M20 in transducers and in transmitter M25/20/16 x 1.5 (FUS080 only M20)	1		
DN 800 (32")	5500	4 P		Cable glands ½" NPT in transducers and in transmitter (only with FUS060)	2		
DN 900 (36")	7500	5 B		Transmitter SITRANS FUS060 (only DN 200 ... 4000 (8" ... 160"))			
DN 1000 (40")	9000	5 K		IP65 (NEMA 4), 120/230 V AC	N		
DN 1100 (44")	10 000	5 P		IP65 (NEMA 4), 24 V AC/DC	P		
DN 1200 (48")	13 200	5 T		IP65 (NEMA 4), 24 V AC/DC Ex version	Q		
<u>Only for FUS060</u>				Transmitter SITRANS FUS080 (only DN 200 ... 1200 (8" ... 48"))			
DN 1300 (52")	14 000	6 A		PDM software tool and IrDA-adaptor, which are needed for settings update, to be ordered separately, see FUS080 accessories			
DN 1400 (56")	16 800	6 C		IP67/NEMA 4X/6 115 ... 230 V AC	U		
DN 1500 (60")	19 000	6 E		IP67/NEMA 4X/6 3.6 V battery version, incl. dual battery pack	V		
DN 1600 (64")	22 800	6 G		IP67/NEMA 4X/6 115 ... 230 V AC, incl. 3.6 V single battery backup	W		
DN 1700 (68")	25 000	6 J		IP67/NEMA 4X/6 3.6 V battery version (no battery pack included) ⁴⁾	X		
DN 1800 (72")	27 600	6 L		Module			
DN 1900 (76")	31 000	6 N		No module (FUS080 only)	A		
DN 2000 (80")	36 000	6 Q		HART, 1 pulse output, 1 relay	B		
DN 2100 (84")	37 000	6 S		HART Ex version, 1 pulse output, 1 relay	C		
DN 2200 (88")	42 000	6 U		PROFIBUS PA, 1 pulse/frequency	D		
DN 2300 (92")	45 000	6 W		PROFIBUS PA, Ex version, 1 pulse/frequency	E		
DN 2400 (96")	51 000	7 A					
DN 2500 (100")	53 000	7 C					
DN 2600 (104")	60 000	7 E					
DN 2700 (108")	62 000	7 G					
DN 2800 (112")	72 000	7 J					
DN 2900 (116")	71 000	7 L					
DN 3000 (120")	78 000	7 N					
DN 3100 (124")	82 000	7 Q					
DN 3200 (128")	85 000	7 S					
DN 3300 (132")	92 000	7 U					
DN 3400 (136")	100 000	7 W					
DN 3500 (140")	100 000	8 A					
DN 3600 (144")	110 000	8 C					
DN 3700 (148")	120 000	8 E					
DN 3800 (152")	130 000	8 G					
DN 3900 (156")	130 000	8 J					
DN 4000 (160")	144 000	8 L					
Installation method							
Empty pipe (incl. transducer holder and mounting plates). Alignment rods and tools must be ordered as accessories.		A					
Hot tap, mounting under pressure (mounting plates not incl.). Special mounting tools to be ordered separately.		B					
SONOKIT for tapping band (DN 200 ... DN 1800) (transducer holder and mounting plates not incl., tapping band to be ordered separately) ¹⁾		C					

¹⁾ Tapping band via special request

Flow Measurement

SITRANS F US Inline

Flowmeter SONOKIT (with FUS060 or FUS080)

Selection and Ordering data	Order No.	Ord. code
SITRANS F US SONOKIT 2-track sensor	7ME3220 -	
Transducer coaxial cables (with FUS080 only, 15 and 30 m, 70°C (158 °F) cable types)		
4 x 3 m, max. 70 °C (158 °F), the only option for Ex i		0
4 x 15 m, max. 70 °C (158 °F)		1
4 x 30 m, high temp. max. 200 °C (392 °F)		2
4 x 30 m, max. 70 °C (158 °F)		3
4 x 60 m, max. 70 °C (158 °F) (up to DN 3000)		4
4 x 90 m, max. 70 °C (158 °F) (up to DN 3000)		5
4 x 120 m, max. 70 °C (158 °F) (up to DN 3000)		6
4 x 3 m, high temp. max. 200 °C (392 °F), the only option for Ex i		7
4 x 15 m, high temp. max. 200 °C (392 °F)		8
Special version (add order code):		
No transducer cable, cable length 4 x 3 m, the only option for Ex i	9	R 0 A
No transducer cable, cable length 4 x 15 m	9	R 0 B
No transducer cable, cable length 4 x 30 m	9	R 0 C
No transducer cable, cable length 4 x 60 m (up to DN 3000)	9	R 0 D
No transducer cable, cable length 4 x 90 m (up to DN 3000)	9	R 0 E
No transducer cable, cable length 4 x 120 m (up to DN 3000)	9	R 0 F

Selection and Ordering data	Order code
Additional information	
Please add „-Z“ to Order No. and specify Order code(s) and plain text.	
Material certificate	
EN 10204-3.1, transducer body material	F30
EN 10204-3.1, transducer holder material	F31
EN 10204-3.1, mounting plate material	F32
Tag name plate	
Stainless steel tag name plate, text length depends on font size: 8 mm up to 10 characters, 4 mm up to 20 characters, or 3 mm up to 30 characters (add plain text)	Y17
Accessories	
Alignment rods-set for DN 100 ... 750 (4" ... 30") Ø = 25 mm, L = 500 mm, 3 pcs.	S10
Alignment rods-set for DN 800 ... 2100 (32" ... 84") Ø = 25 mm, L = 500 mm, 6 pcs.	S11
Alignment rods-set for DN 2200 ... 4000 (88" ... 160") Ø = 25 mm, L = 500 mm, 8 or 10 pcs.	S12
Spanner key for transducer mounting type SONO 3200 O-ring type	T11
Tool set with various mounting/spare parts for SONOKIT installation	T12
Operating instructions	Order No.
for SITRANS FUS060 transmitter	
• English	A5E01204521
• German	A5E02123845
for SITRANS FUS080 transmitter	
• English	A5E03059912
for SITRANS F US SONOKIT 2-track sensor	
• English	A5E02445496
• German	A5E02554972
• Spanish	A5E02555037
• French	A5E02555044
• Czech	A5E02814192
The device is shipped with a Quick Start Guide and a CD containing further SITRANS F literature.	
All literature is also available for free: http://www.siemens.com/flowdocumentation	
Please also see www.siemens.com/SITRANSForming for practical examples of ordering.	



Please use online Product selector to get latest updates. Product selector link:

www.pia-selector.automation.siemens.com

Flow Measurement

SITRANS F US Inline

Flowmeter SONOKIT (with FUS060 or FUS080)

SONOKIT accessories and spare parts

SONO 3200 spare parts, complete transducer with ½"-NPT cable glands

Transducer type	Material	Gasket	Pressure rating	Terminal housing	Approval	Temperature range [°C (°F)]	Length [mm (inch)]	Order No.
O-ring	316 SS	O-ring	PN 40	Plastic PA 6.6		-20 ... +100 (-4 ... +212)	160 (6.3)	A5E00839476
O-ring	316 SS	O-ring	PN 40	316 SS		-20 ... +200 ¹⁾ (-4 ... +392)	160 (6.3)	A5E00839435 ^{F)}
O-ring	316 SS	O-ring	PN 40	Plastic PA 6.6		-20 ... +100 (-4 ... +212)	230 (9.41)	A5E00839477
O-ring	316 SS	O-ring	PN 40	316 SS		-20 ... +200 ¹⁾ (-4 ... +392)	230 (9.41)	A5E00839437 ^{F)}



¹⁾ 316 SS housing for -20 ... +200 °C (-4 ... +392 °F) media temp. but cable glands only for -20 ... +100 °C (-4 ... +212 °F) ambient temp.

SONO 3200 spare parts, complete transducer with M20 cable glands

Transducer type	Material	Gasket	Pressure rating	Terminal housing	Approval	Temperature range [°C (°F)]	Length [mm (inch)]	Order No.
O-ring	316 SS	O-ring	PN 40	Plastic PA 6.6		-20 ... +100 (-4 ... +212)	160 (6.3)	FDK:085B5454
O-ring	316 SS	O-ring	PN 40	316 SS		-20 ... +200 ¹⁾ (-4 ... +392)	160 (6.3)	FDK:085B5455
O-ring	316 SS	O-ring	PN 40	Plastic PA 6.6		-20 ... +100 (-4 ... +212)	230 (9.41)	FDK:085B5458
O-ring	316 SS	O-ring	PN 40	316 SS	Ex d ²⁾	-20 ... +180 (-4 ... +356)	160 (6.3)	FDK:085B5452
O-ring	316 SS	O-ring	PN 40	316 SS	Ex i ³⁾	-10 ... +190 (14 ... 374)	160 (6.3)	A5E00836462
O-ring	316 SS	O-ring	PN 40	316 SS		-20 ... +200 ²⁾ (-4 ... +392)	230 (9.41)	FDK:085B5459



¹⁾ 316 SS housing for -20 ... +200 °C (-4 ... +392 °F) media temp. but cable glands only for -20 ... +100 °C (-4 ... +212 °F) ambient temp.

²⁾ ATEX (Ex) IIC 2G EEx d IIC T3 ... T6

³⁾ For systems with FUS060 ATEX IIC 2G Ex dem [ia/ib] T6/T4/T3

SONO 3200 spare parts, transducer terminal housing with M20 cable glands

Type	Order No.
Material: PA 6.6, Temperature range: -20 ... +100 °C (-4 ... +212 °F)	FDK:085B5501
Material: AISI 316, Temperature range: -20 ... +200 °C (-4 ... +392 °F)	FDK:085B5504
Material: AISI 316, Ex d ¹⁾ , Temperature range: -20 ... +180 °C (-4 ... +356 °F)	FDK:085B5505
Material: AISI 316, Ex i ²⁾ , Temperature range: -10 ... +190 °C (+14 ... +374 °F)	A5E00835255 ^{F)}



¹⁾ ATEX (Ex) IIC 2G EEx d IIC T3 ... T6

²⁾ For systems with FUS060 ATEX IIC 2G Ex dem [ia/ib] T6/T4/T3

SONO 3200 spare parts, transducer terminal housing with ½"-NPT cable glands

Type	Order No.
Material: PA 6.6, Temperature range: -20 ... +100 °C (-4 ... +212 °F)	A5E00839460
Material: AISI 316, Temperature range: -20 ... +200 °C (-4 ... +392 °F)	A5E00839427



SONO 3200 spare parts transducer body with insert

Temperature range [°C (°F)]	Gasket	Length [mm (inch)]	Order No.
-20 ... +200 (-4 ... +392)	O-ring	160 (6.3)	FDK:085B1406
-20 ... +200 (-4 ... +392)	O-ring	160 (6.3)	FDK:085B5510
-20 ... +200 (-4 ... +392)	O-ring	230 (9.41)	FDK:085B5511




F) Subject to export regulations AL: 91999, ECCN: N.


Flow Measurement

SITRANS F US Inline


Flowmeter SONOKIT (with FUS060 or FUS080)

Temperature range [°C (°F)]	Length [mm (inch)]	Order No.	
-20 ... +200 (-4 ... +392)	160 (6.3)	FDK:085B1419	
-20 ... +200 (-4 ... +392)	230 (9.41)	FDK:085B1420	





Transducer SONO 3200 gasket

Type	Pressure rating	Material	Temperature range [°C (°F)]	Order No.	
Gasket O-ring (3 pcs. for O-ring transducers)	PN 40	FKM	-20 ... +200 (-4 ... +392)	FDK:085B1089	

Potting kit for SONO 3200 terminal housing

Description	Order No.	
Submersible kit for transducers SONO 3200, IP68 10 m (32.81 ft) w.g. rating	FDK:085L2403	

Tools for SONO 3200 transducers and SONOKIT




Description	Order No.	
Extraction tool for replacement of SONO 3200 O-ring transducers under pressure (hot-tap) Transducer length:		
• 160 mm (6.3")	FDK:085B5333	
• 230 mm (9.1")	FDK:085B5335	
Angle measurement tool for SONOKIT	FDK:085B5330	
Hot-tap drilling tool for SONOKIT	FDK:085B5392	
Alignment tool for SONOKIT For use on pipe sizes in the range DN 300 to DN 1200.	FDK:085B5393	

Flow Measurement


SITRANS F US Inline

Flowmeter SONOKIT (with FUS060 or FUS080)


Alignment tools and other accessories

Description	Order No.	
Alignment rods-set for DN 100 ... 650 (4" ... 26"), Ø = 25 mm, L = 500 mm, 3 pcs.	A5E02609214	
Alignment rods-set for DN 700 ... 1900 (28" ... 76"), Ø = 25 mm, L = 500 mm, 6 pcs.	A5E02609215	
Alignment rods-set for DN 2000 ... 4000 (80" ... 160"), Ø = 25 mm, L = 500 mm, 10 pcs.	A5E02609216	
Spanner key for transducer mounting type SONO 3200 O-ring type	A5E02609218	
Tool set with various mounting/spare parts SONOKIT installation	A5E02609219	

Cables for SONOKIT SONO 3200 transducers with FUS060

Description	Length [m (ft)]	Order No.	
Coaxial cable for FUS060, (75 Ω, max. 70 °C (158 °F), black PVC) (2 pcs.)	3 (9.84)	A5E00875101	
	15 (49.21)	A5E00861432	
	30 (98.43)	A5E01278662	
	60 (196.85)	A5E01278682	
	90 (295.28)	A5E01278687	
	120 (393.70)	A5E01278698	
High temp. coaxial cable for FUS060; with 0.3 m brown PTFE high temp. transducer part, max. 200 °C (392 °F) and black PVC transmitter part with SMB plug, max. 70 °C (158 °F); (impedance 75 Ω) (2 pcs.)	3 (9.84)	A5E00875105	
	15 (49.21)	A5E00861435	
	30 (98.43)	A5E01196952	

Cables for SONOKIT SONO 3200 transducers with FUS080



Description	Length [m (ft)]	Order No.	
Coaxial cable for FUS080, (75 Ω, max. 70 °C (158 °F), black PVC) (2 pcs.)	15 (49.21)	A5E02478541	
	30 (98.43)	A5E02478751	

Flow Measurement

SITRANS F US Inline



Flowmeter SONOKIT (with FUS060 or FUS080)

Transducer holder for SONOKIT SONO 3200 transducers

Description	Order No.	
1-track (each incl. 1 pc.)		
<ul style="list-style-type: none"> 160 mm (6.3") stainless steel 45°, DN 100 ... DN 150 (4" ... 6") 	FDK:085L1103	
<ul style="list-style-type: none"> 160 mm (6.3") carbon steel 45°, DN 100 ... DN 150 (4" ... 6") 	FDK:085L1102	
<ul style="list-style-type: none"> 230 mm (9.1") for concrete pipe 60°, DN 600 ... DN 2400 (24" ... 96") 	FDK:085L1107	
<ul style="list-style-type: none"> 160 mm (6.3") stainless steel 60°, DN 200 ... DN 2400 (8" ... 96") 	FDK:085L1105	
<ul style="list-style-type: none"> 160 mm (6.3") carbon steel 60°, DN 200 ... DN 2400 (8" ... 96") 	FDK:085L1104	
2-track (each incl. 1 pc.)		
<ul style="list-style-type: none"> 230 mm (9.1") for concrete pipe 60°, DN 600 ... DN 4000 (24" ... 160") 	FDK:085L1111	
<ul style="list-style-type: none"> 160 mm (6.3") stainless steel 60°, DN 200 ... DN 4000 (8" ... 160") 	FDK:085L1109	
<ul style="list-style-type: none"> 160 mm (6.3") carbon steel 60°, DN 200 ... DN 4000 (8" ... 160") 	FDK:085L1108	

The other transducer holder parts are either completely in stainless steel for the concrete and stainless steel pipes (mat. no. 1.4404 or similar). For carbon pipes the part welded onto the pipe is in carbon steel (St.37 or similar). Thread part is stainless steel (mat. no. 1.4404 or similar).


Mounting plate for SONOKIT SONO 3200 transducers

Description	Order No.	
1-track (each incl. 1 pc.)		
<ul style="list-style-type: none"> Stainless steel plate, 45°, DN 100 ... DN 150 (4" ... 6") 	FDK:085L1113	
<ul style="list-style-type: none"> Carbon steel plate, 45°, DN 100 ... DN 150 (4" ... 6") 	FDK:085L1112	
<ul style="list-style-type: none"> Stainless steel plate, 60°, DN 200 ... DN 2400 (8" ... 96") 	FDK:085L1115	
<ul style="list-style-type: none"> Carbon steel plate, 60°, DN 200 ... DN 2400 (8" ... 96") 	FDK:085L1114	
2-track (each incl. 1 pc.)		
<ul style="list-style-type: none"> Stainless steel plate, 60°, DN 200 ... DN 4000 (8" ... 160") 	FDK:085L1119	
<ul style="list-style-type: none"> Carbon steel plate, 60°, DN 200 ... DN 4000 (8" ... 160") 	FDK:085L1118	


The mounting plates are either in stainless steel (mat. no. 1.4404 or similar) or carbon steel (St.37 or similar).

Cable connection boxes

(For the connection of individual transducer cables with the FUS060 transducer cables)

Description	Order No.	
Junction box for coaxial cable		
<ul style="list-style-type: none"> IP68 metal box for 2 coaxial cables 	FDK:085B1360	
<ul style="list-style-type: none"> IP68 metal box for 4 coaxial cables 	FDK:085B1361	
<ul style="list-style-type: none"> IP68 EEx e plastic box for 2 coaxial cables, no ATEX approval 	FDK:085B1362	
<ul style="list-style-type: none"> IP68 EEx e plastic box for 4 coaxial cables, no ATEX approval 	FDK:085B1363	

SONO 3200 cable glands

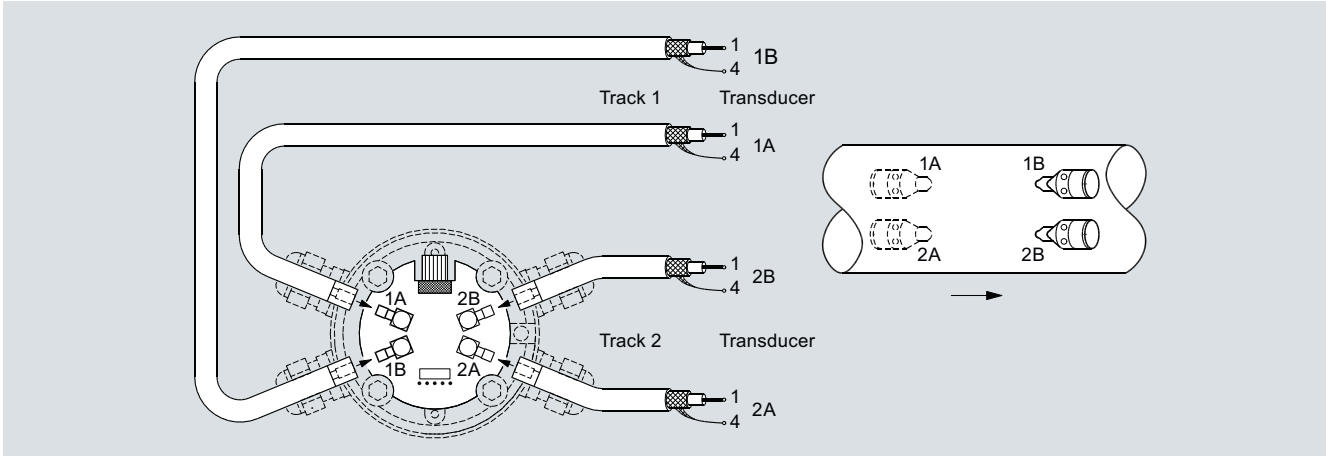
Type/description	Temperature range [°C (°F)]	Appr.	Order No.	
black PA plastic, cable Ø 5 ... 13 mm	-20 ... 100 (-4 ... +212)		A5E02246304	
1/2" NPT gray PA plastic, cable Ø 5 ... 9 mm	-20 ... 100 (-4 ... +212)		A5E02246309	
1/2" NPT chrome-plated brass, cable Ø 5 ... 9 mm	-40 ... 100 (-40 ... +212)		A5E02246258	
M20 stainless steel, cable Ø 4 ... 6 mm	-25 ... 200 (-13 ... +392)	Ex i	A5E02246194	
M20 stainless steel, cable Ø 5 ... 8 mm	-60 ... 180 (-76 ... +356)	Ex d	A5E02246311	

Flow Measurement SITRANS F US Inline

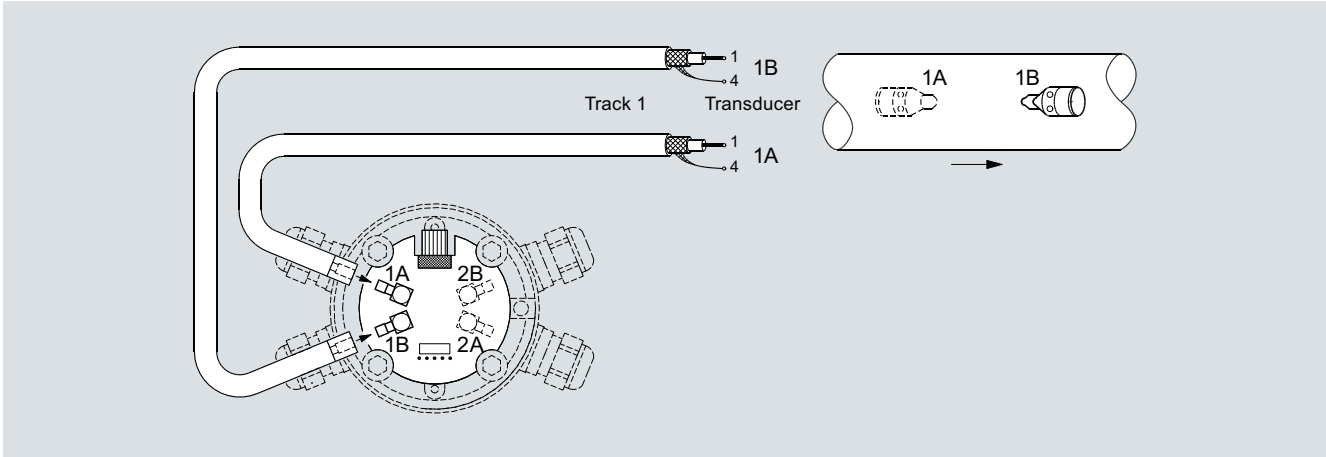
Flowmeter SONOKIT (with FUS060 or FUS080)

Schematics

4




Electrical connection of SITRANS FUS060 and SONOKIT 2-track. Max. 30 m transducer cable length for sizes \geq DN 3000.



Electrical connection of SITRANS FUS060 and SONOKIT 1-track

FINE CONTROLS (UK) LTD



Fine Controls have been supplying process controls & instrumentation equipment since 1994, & now serves an ever expanding customer base, both in the UK & globally.

We offer a full range of valve & instrumentation products & services, with our product range representing leading technologies & brands:

Flow: Flow Meters & Transmitters, Flow Switches, Flow Control Valves & Batch Control Systems

Temperature: Temperature Probes & Thermowells, Temperature transmitters, Temperature Regulators & Temperature Displays

Level: Level Transmitters & Switches

Pressure: Pressure Gauges & Transmitters, Precision & High Pressure Regulators & I-P Converters, Volume boosters.

Precision Pneumatics: Pressure Regulators, I-P Converters, Volume Boosters, Vacuum Regulators

Valves: Solenoid & Pneumatic Valves, Control Valves & Positioners, Actuated Ball, Globe or Diaphragm Valves & Isolation Valves

Services: Repair, Calibration, Panel Build, System Design & Commissioning

A rotork® Brand
FAIRCHILD



bürkert



SIEMENS



alcon
SOLENOID VALVES

A rotork® Brand



MIDLAND-ACS
A rotork® Brand



Honeywell



Bourdon
Baumer Group



SOLDO
CONTROLS

A rotork® Brand



Fine Controls (UK) LTD, Bassendale Road, Croft Business Park,
Bromborough, Wirral, CH62 3QL UK
Tel: 0151 343 9966
Email: sales@finecontrols.com