

Overview



FCT030 is based on the latest developments within digital signal processing technology – engineered for high measuring performance, fast response to step changes in flow, fast dosing applications, high immunity against process noise, easy to install commission and maintain.

The FCT030 transmitter delivers true multi-parameter measurements i.e. massflow, volumeflow, corrected volumeflow, density, temperature and fraction.

The FCT030 IP67 transmitter can be remote connected or compact mounted with all sensors of type FCS400, sizes DN 15 to DN 80.

Fraction

The transmitter FCT030 can be set up at works to measure and report various fraction concentrations of two-part mixtures or solutions. Where a discrete relationship exists between concentration and density at particular temperatures a calculation is performed and the percentage concentration by volume or mass of Part A or Part B (100 % minus Part A) is measured. For solutions and some mixtures the total mass, or dry weight, is also available.

In some industries, a selection of standard density scales has been adopted to represent the density or relative density of the process fluid.

If "Standard fractions" option is chosen at ordering, the following fraction or standard density scales can be selected in the setup menu:

- | | |
|--------------------|-------------------------------|
| • API number | • Twaddell |
| • Balling | • %HFCS42 |
| • °Baumé light | • %HFCS55 |
| • °Baumé heavy | • %HFCS90 |
| • °Brix | • Ethanol-Water 0 % to 20 % |
| • °Oeschlé° | • Ethanol-Water 15 % to 35 % |
| • Plato | • Ethanol-Water 30 % to 55 % |
| • Specific Gravity | • Ethanol-Water 50 % to 100 % |

Application

SITRANS FC430 mass flowmeters are suitable for applications within the entire process industry where there is a demand for accurate flow measurement. The meter is capable of measuring both liquid and gas flow.

Coriolis flowmeters can be applied in all industries, such as:

- Chemical & Pharma: detergents, bulk chemicals, acids, alkalis, pharmaceuticals, blood products, vaccines, insulin production

- Food & Beverage: dairy products, beer, wine, soft drinks, °Brix/°Plato, fruit juices and pulps, bottling, CO₂ dosing, CIP/SIP-liquids, mixture recipe control
- Automotive: fuel injection nozzle & pump testing, filling of AC units, engine consumption
- Oil & Gas: filling of gas bottles, furnace control, test separators
- Hydrocarbon processing: oil refining, derivatives manufacturing, polymerisation
- Water & Waste Water: dosing of chemicals for water treatment

The multiple outputs and bus communication mean that all of the process information can be read either instantaneously (10 ms update) or periodically as plant operation requires.

Benefits

Flow calculation and measurement

- Dedicated mass flow calculation with DSP technology
- Fast dosing and flow step response with maximum 10 ms response time.
- 100 Hz update rate to all outputs
- Maximum data age from pickup to output is 20 ms (two update cycles)
- Independent low flow cut-off settings for mass and volume flowrates
- Automatic zero-point adjustment on command from discrete input or host system
- Empty pipe monitoring

Operation and display

- User-configurable operation display
 - Full graphical display 240 x 160 pixels with up to 6 programmable views
 - Self-explaining alarm handling/log in clear text
 - Help text for all parameters appears automatically in the configuration menu
 - Keypad can be used for controlling dosing as start/stop/hold/reset
- SensorFlash technology stores production specific system documentation and provides removable memory of all flowmeter setups and functions
 - Calibration certificates
 - Pressure and material test certificates (as ordered)
 - Non-volatile memory backup of operational data
 - Transfer of user configuration to other flowmeters

Alarms and safety

- Advanced diagnosis and service menu enhances troubleshooting and meter validation
 - Configurable upper and lower alarm and warning limits for all process values
 - Alarm handling can be selected between Siemens and NAMUR standard configurations
 - Designed from the ground up and certified for integrated safety in accordance with IEC 61508 and IEC 61511.
 - SIL 2 (single-channel operation)
 - SIL 3 (dual-channel operation)
- Unlike many systems which are certified in practice, the SITRANS FC430 system is certified in design, which is a higher qualification and more robust for secure implementation of safety systems.

Outputs and control

- Built-in dosing controller with compensation and monitoring comprising 3 built-in totalizers
- Multi-parameter outputs, individually configurable for mass-flow, volumeflow, corrected volumeflow, density, temperature or fraction flow such as °Brix or °Plato

Flow Measurement

SITRANS F C

Transmitter SITRANS FCT030

Up to four I/O channels are configured as follows:

Channel 1

Channel 1 is 4 to 20 mA analog output with HART 7.2 which can be validated and setup for safety critical applications (SIL 2). The current signal can be configured for massflow, volume flow or density.

Channel 2

Channel 2 is a signal output which can be freely configured for any process variable.

- Analog current (0/4 to 20 mA)
- 3 stage analog valve dosing control
- Frequency or pulse
- Discrete one or two-valve dosing control in combination with channel 3 or 4
- Operational and alarm status

Channels 3 and 4

Channels 3 and 4 can be ordered with signal (freely configured for any process variable) or relay outputs, or signal input.

Signal

Signal output can be user configured to:

- Analog current (0/4 to 20 mA)
- 3 stage analog valve dosing control
- Frequency or pulse
- Redundant frequency or pulse (linked to Channel 2)
- Discrete one or two-valve dosing control
- Operational and alarm status

Relay

Relay output(s) can be user configured to:

- Discrete one or two-valve dosing control
- Operation status including flow direction
- Alarm status

Signal input

Signal input can be user-configured for

- Dosing control
- Totalizer reset functions
- Force or freeze output(s)
- Initiate automatic zero point adjustment

Signal outputs and inputs are individually ordered as active or passive.

During service and maintenance all outputs can be forced to a preset value for simulation, verification or calibration purposes.

Approvals and certificates

The FC430 coriolis flowmeter program was designed from the ground up to comply with or exceed the requirements of international standards and regulations.

Design

The transmitter SITRANS FCT030 is designed in an IP67/NEMA 4X aluminum enclosure with corrosion resistant coating. It can be remote connected or compact mounted with an FCS400 sensor of size DN 15, DN 25, DN 50 or DN 80.

FCT030 is available as standard with one current, HART 7.2 output and can be ordered with additional input/output functions.

The transmitter has a modular design with discrete, replaceable electronic modules and connection boards to maintain separation between functions and facilitate field service. All modules are fully traceable and their provenance is included in the transmitter setup.

SensorFlash

SensorFlash is a standard, 1 GByte micro SD card with the ability to be updated by PC. It is supplied with each sensor with the complete set of certification documents including calibration report. Material, pressure test, factory conformance certificates are optional at ordering.

The Siemens SensorFlash memory unit offers the following features and benefits:

- Automatically program any similar transmitter in seconds to the operation standard
- Transmitter replacement in less than 5 minutes
- True "plug & play" provided by integrated cross-checking data consistency and HW/SW version verification
- Permanent database of operational and functional information from the moment that the flowmeter is switched on
- New firmware updates can be downloaded from the SIEMENS internet portal for Product Support and placed onto SensorFlash (unmounted from the transmitter and inserted into a PC's SD card slot). The firmware is then inserted into the existing flowmeter and the complete system upgraded.

Function

The following functions are available:

- Mass flowrate, volume flowrate, density, process temperature, fraction flow
- Up to four output/input channels selected at ordering
- Outputs can be individually configured with mass, volume, density etc.
- Three built-in totalizers which can count positive, negative or net flows
- Low flow cut-off, adjustable
- Density cut-off or empty pipe cut-off, adjustable
- Flow direction adjustable
- Alarm system consisting of alarm-log, alarm pending menu
- Internal data logger is updated each 10 minutes with operational data such as system health, totalizer values, all configurations and data needed for Custody Transfer requirements to OIML R 117
- Display of operating time with real-time clock. Daylight saving time is not implemented
- Uni/bidirectional flow measurement
- Flowrate outputs are freely configurable between maximum negative and maximum positive flows according to the sensor capacity
- Limit switches programmable for flow, density, temperature or fraction process values. Limit points can be graded as warning and alarm for values both above and below nominal process conditions
- Process noise filter for optimization of measurement performance under non-ideal application conditions. 5-stage pumping filter compensates for flow fluctuations caused by e.g. single acting piston pumps
- Full dosing controller with 5 user-configurable recipes
- Automatic zero adjustment menu, with zero point evaluation display
- Full service menu for effective and straight forward application and meter troubleshooting
- Precise temperature measurement ensures optimum accuracy on massflow, density and fraction flow.
- Fraction flow computation is based on a 5th-order algorithm matching known applications. All standard fraction calculations fit within 0.1% of the true value.

Technical specifications

Process media	<ul style="list-style-type: none"> Fluid Group 1 (suitable for dangerous fluids) Aggregate state: Paste/light slurry, liquid and gas
Number of process variables	7
Measurement of	<ul style="list-style-type: none"> Mass flow Volume flow Density Process media temperature Corrected volume flow Reference density Fraction A flow Fraction B flow Fraction A % Fraction B %
Current output	
Current	0 ... 20 mA or 4 ... 20 mA (Channel 1 only 4 ... 20 mA)
Load	< 500 Ω per channel
Time constant	0 ... 100 s adjustable
Digital output¹⁾	
Pulse	41.6 μs ... 5 s pulse duration
Frequency	0 ... 10 kHz, 50 % duty cycle, 120 % overscale provision
Time constant	0 ... 100 s adjustable
Active	0 ... 24 V DC, 110 mA, short-circuit-protected
Passive	3 ... 30 V DC, max. 110 mA
Relay	
Type	Change-over voltage-free relay contact
Load	30 V AC/100 mA
Functions	Alarm level, alarm number, limit, flow direction
Digital input	
Voltage	15 ... 30 V DC (2 ... 15 mA)
Functionality	Start/stop/hold/continue dosing, reset totalizer 1 and 2, force output, freeze output
Galvanic isolation	All inputs and outputs are galvanically isolated, isolation voltage 500 V.
Cut-off	
Low-flow	0 ... 9.9 % of maximum flow
Limit function	Mass flow, volume flow, fraction, density, sensor temperature
Totalizer	Three eight-digit counters for forward, net or reverse flow
Display	<ul style="list-style-type: none"> Background illumination with alphanumeric text, 3 × 20 characters to indicate flow rate, totalized values, settings and faults. Time constant as current output 1 Reverse flow indicated by negative sign
Zero point adjustment	Via keypad or remote via digital input

Ambient temperature	
Operation	
• Transmitter	-40 ... +60 °C (-40 ... +140 °F), (humidity max. 95 %)
• Display	-20 ... +60 °C (-4 ... +140 °F)
Storage	
• Transmitter	-40 ... +70 °C (-40 ... +158 °F) (Humidity max. 95 %)
• Display	-20 ... +70 °C (-4 ... +158 °F)
Communication	HART 7.2
Enclosure	
Material	Aluminum
Rating	IP67/NEMA 4X to IEC 529 and DIN 40050 (1 mH ₂ O for 30 min.)
Mechanical load	18 ... 400 Hz random, 3.17 g RMS, in all directions
Supply voltage	
Supply	20 ... 27 V DC ± 10%; 100 ... 240 V AC ± 10 %, 47 ... 63 Hz
Fluctuation	No limit
Power consumption	7.5 W/15 VA
EMC performance	
Emission	EN 55011/CISPR-11 (Class A)
Immunity	EN/IEC 61236-1 (Industry)
NAMUR	Within the value limits according to "General requirements" with error criteria A in accordance with NE 21
Environment	
Environmental conditions acc. to IEC/EN/UL 61010-1	<ul style="list-style-type: none"> Altitude up to 2000 m Pollution degree 2
Maintenance	The flowmeter has a built-in error log/pending menu which should be inspected on a regular basis.
Cable glands	Cable gland are available in Nylon, Nickel plated brass or stainless steel (316L/W1.4404) in the following dimensions: <ul style="list-style-type: none"> M20 ½" NPT
Cable	Standard industrial signal cable up to 200 m long with 2 x screened pairs or 4-wire overall screen can be laid between the sensor and transmitter. Siemens offers cables in a selection of pre-cut lengths and prepared for either gland or plug connection.

¹⁾ With 300 Ω internal impedance. For coil switching use the passive output option.

Flow Measurement

SITRANS F C

Transmitter SITRANS FCT030

Approvals

Hazardous area

- ATEX Ex II 2(1) GD
Ex d e [ia] ia IIC T6 Gb

Custody transfer

- FM/CSA Class1 Div. 1
- IECEx II 2(1) GD
Ex d e [ia] ia IIC T6 Gb

Pressure equipment

- OIML R 117 type approval to a wide variety of liquids other than water

Hygienic applications

- PED
- CRN
- EHEDG for hygienic variant sensors
- 3A for hygienic variant sensors
- External cleanability satisfies EHEDG and 3A rules

Certificates

Safety Integration Level (applies only to compact versions)

- SIL 3 for software
- SIL 2 for hardware
- SIL 3 for redundant hardware systems

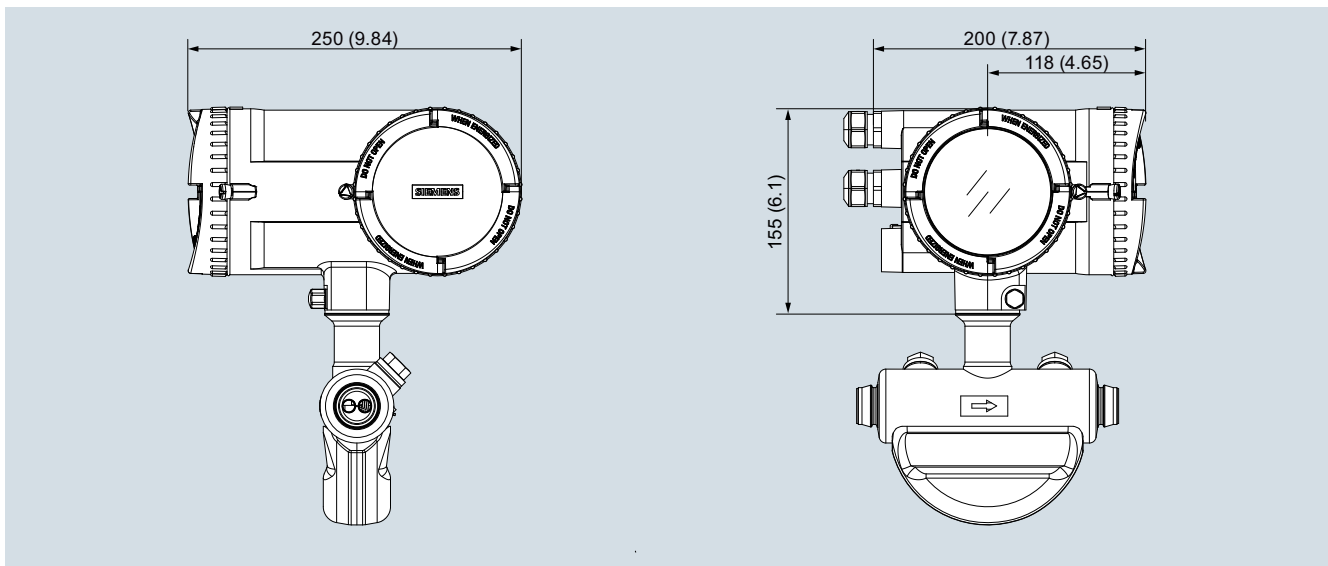
CE mark

- Pressure equipment
- Low voltage directive
- WEEE

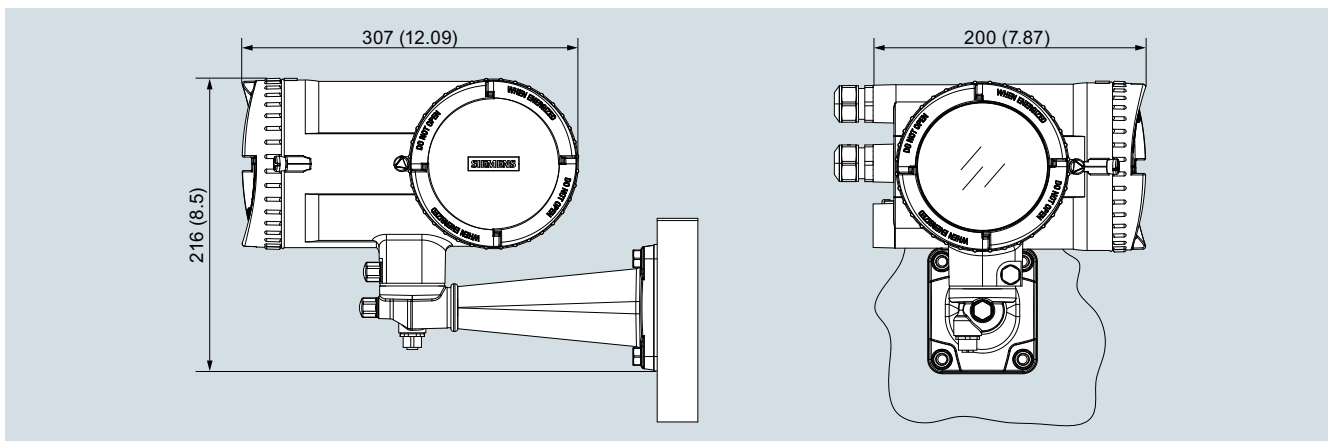
Regional certifications

- RoHS
- C-TICK (Australia and New Zealand EMC)
- NEPSI (China Ex)

Dimensional drawings



















SITRANS FCT030, compact version, dimensions in mm (inch)








SITRANS FCT030, remote version, dimensions in mm (inch)

Spare parts - transmitter FCT030

Description	Article No.	
Display and keypad assembly with firewire connection to the transmitter module ¹⁾	A5E03548971	
Sensor interface (Compact). Front end flow calculator and process detection. SIL 3 approved ¹⁾	A5E03549142	
Sensor interface (Remote); barrier unit for high speed digital communication and Ex ib power supply to remote front end DSL module	A5E03549098	
Display lid in painted aluminum with Ex glass plate and o-ring seal	A5E03549344	
Transmitter cassette (active) with SIL approved 4 ... 20 mA output and HART 7.2 ¹⁾	A5E03549357	
Transmitter cassette (passive) with SIL approved 4 ... 20 mA output and HART 7.2 ¹⁾	A5E03549383	
Bag of loose spare parts; including cable strain relief components, mounting tool, seals and gasket, assorted screws and washers, hex cap nut, blind plugs, and o-rings	A5E03549396	
Power supply 240 V AC, 47 ... 63 Hz 24 ... 90 V DC	A5E03549413	
Blind lid in painted aluminum with o-ring seal	A5E03549429	
I/O assembly Advise Order code F00 to F97 from Selection and Ordering data ²⁾	A5E03939114	
SensorFlash (micro SD card)	A5E03915258	

Description	Article No.	
Mounting bracket - FCT030; in painted aluminum for pipe or wall mounting of transmitter FCT030 remote version. Including lock ring, pressure pads and seal cap	A5E03906091	
M12 option for sensor housing in stainless steel. Pre-wired and potted to replace M12 socket in DSL housing	A5E03906095	
M12 option - remote - in painted aluminum. Pre-wired and potted replacement M12 connection for FCT030 transmitter remote version	A5E03906104	
Remote terminal house - M20	A5E03906112	
Remote terminal house - NPT - in painted aluminum for sensor cable termination at FCT030 transmitter remote version. Pre-wired and potted	A5E03906130	

Spare parts - sensor FCS400

Description	Article No.	
Blind lid in painted aluminum with o-ring seal	A5E03549295	
Frontend cassette Spare part frontend cassette for remote version of FC430 and cassette for FC410 ¹⁾	A5E03549191	
Sensor housing metric	A5E03549313	
Sensor housing NPT in painted aluminum	A5E03906080	
Bag of loose parts for sensor; including cable strain relief components, washer, seals, o-rings, and assorted screws	A5E03549324	

¹⁾ The system firmware bundle must be stated in the "Remark" field when ordering, to ensure compatibility of the system. The FW revision is found on the product label for FC430 and FC410.

Further for FC430 the firmware bundle can be found in the local display in the menu items 3.1.10. e.g. "2.02.01-02"

²⁾ The I/O configuration must be stated in the "Remark" field. The I/O configuration is found in the F option of the ordering code. e.g. code "F40" for ordering Ch2 Active Current/Freq/Pulse, Ch3 Active Current/Freq/Pulse, Ch4 Active Input

FINE CONTROLS (UK) LTD



Fine Controls have been supplying process controls & instrumentation equipment since 1994, & now serves an ever expanding customer base, both in the UK & globally.

We offer a full range of valve & instrumentation products & services, with our product range representing leading technologies & brands:

Flow: Flow Meters & Transmitters, Flow Switches, Flow Control Valves & Batch Control Systems

Temperature: Temperature Probes & Thermowells, Temperature transmitters, Temperature Regulators & Temperature Displays

Level: Level Transmitters & Switches

Pressure: Pressure Gauges & Transmitters, Precision & High Pressure Regulators & I-P Converters, Volume boosters.

Precision Pneumatics: Pressure Regulators, I-P Converters, Volume Boosters, Vacuum Regulators

Valves: Solenoid & Pneumatic Valves, Control Valves & Positioners, Actuated Ball, Globe or Diaphragm Valves & Isolation Valves

Services: Repair, Calibration, Panel Build, System Design & Commissioning

A rotork® Brand
FAIRCHILD



bürkert



SIEMENS



alcon
SOLENOID VALVES

A rotork® Brand



MIDLAND-ACS
A rotork® Brand



Honeywell



Bourdon
Baumer Group



SOLDO
CONTROLS

A rotork® Brand



Fine Controls (UK) LTD, Bassendale Road, Croft Business Park,
Bromborough, Wirral, CH62 3QL UK
Tel: 0151 343 9966
Email: sales@finecontrols.com