

# Level Measurement

## Continuous level measurement - Ultrasonic transmitters

### SITRANS Probe LU

#### Overview



SITRANS Probe LU is a 2-wire loop powered ultrasonic transmitter for level, volume and flow monitoring of liquids in open channels, storage vessels and simple process vessels.

#### Benefits

- Continuous level measurement up to 12 m (40 ft) range
- Easy installation and simple start-up
- Programming using infrared Intrinsically Safe handheld programmer, SIMATIC PDM or HART® Communicator
- Communication using HART or PROFIBUS PA
- ETFE or PVDF transducers for chemical compatibility
- Patented Sonic Intelligence signal processing
- Extremely high signal-to-noise ratio
- Auto False-Echo Suppression for fixed obstruction avoidance
- Level to volume or level to flow conversion

#### Application

The SITRANS Probe LU is ideal for level monitoring in the water and wastewater industry and chemical storage vessels.

The range of SITRANS Probe LU is 6 or 12 m (20 or 40 ft). Using Auto False-Echo Suppression for fixed obstruction avoidance, as well as an improved signal-to-noise ratio and improved accuracy of 0.15 % of range or 6 mm (0.25"), the Probe LU provides unmatched reliability.


SITRANS Probe LU includes Sonic Intelligence® signal processing from the field-proven Probe and incorporates new echo processing features and the latest micro-processor and communications technology. The Probe LU offers two communications options: HART or PROFIBUS PA (Profile version 3.0, Class B).

The transducer on the Probe LU is available as ETFE or PVDF to suit the chemical conditions of your application. As well, for applications with varying material and process temperatures, the Probe LU incorporates an internal temperature sensor to compensate for temperature changes.

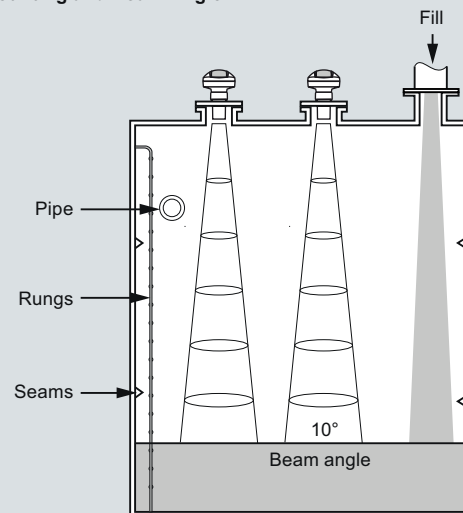
- Key Applications: chemical storage vessels, filter beds, liquid storage vessels

#### Configuration

##### Parabolic Mounting



##### Flat Mounting and Beam Angle



SITRANS Probe LU mounting

# Level Measurement

## Continuous level measurement - Ultrasonic transmitters

SITRANS Probe LU

### Technical specifications

<b>Mode of operation</b>		<b>Process connection</b>	
Measuring principle	Ultrasonic level measurement	Threaded connection	2" NPT [(Taper), ANSI/ASME B1.20.1] R 2" [(BSPT), EN 10226] or G 2" [(BSPP), EN ISO 228-1]
Typical application	Level measurement in storage vessels and simple process vessels	Flange connection	3" (80 mm) universal flange
<b>Inputs</b>		Other connection	FMS 200 mounting bracket (see page 5/190) or customer supplied mount
Measuring range		<b>Display and Controls</b>	
• 6 m (20 ft) model	0.25 ... 6 m (10" ... 20 ft)	Interface	Local: LCD display with bar graph Remote: Available via HART or PROFIBUS PA
• 12 m (40 ft) model	0.25 ... 12 m (10" ... 40 ft)	Configuration	Using Siemens SIMATIC PDM (PC) or HART handheld communicator or Siemens infrared handheld programmer
Frequency	54 kHz	Memory	Non-volatile EEPROM
<b>Outputs</b>		<b>Power supply</b>	
mA/HART®		4 ... 20 mA/HART	Nominal 24 V DC with 550 Ω maximum; maximum 30 V DC 4 ... 20 mA
• Range	4 ... 20 mA	PROFIBUS PA	12, 13, 15, or 20 mA depending on programming (General Purpose or Intrinsically Safe version) per IEC 61158-2
• Accuracy	± 0.02 mA	<b>Certificates and Approvals</b>	
PROFIBUS PA	Profile 3, Class B	General	
<b>Performance</b>		Marine (only applies to HART communication option)	
Resolution	≤ 3 mm (0.12")	Hazardous	
Accuracy	± the greater of 0.15 % of range or 6 mm (0.24")	• Intrinsically Safe (Europe)	
Repeatability	≤ 3 mm (0.12")	• Intrinsically Safe (USA/Canada)	
Blanking distance	0.25 m (10")	• Intrinsically Safe (Australia/New Zealand)	
Update time	≤ 5 seconds	• Intrinsically Safe (International)	
• 4/20 mA/HART version	≤ 5 seconds at 4 mA	• Intrinsically Safe (Brazil)	
• PROFIBUS version	≤ 4 seconds at 15 mA current loop	• Non-incendive (USA)	
Temperature compensation	Built-in to compensate over temperature range	• CSA <sub>US/C</sub> : FM, CE, C-TICK	
Beam angle	10°	• Lloyd's Register of Shipping	
<b>Rated operating conditions</b>		• ABS Type Approval	
Ambient conditions		ATEX II 1G EEx ia IIC T4	
• Location	Indoor/outdoor	CSA/FM (barrier required) T4, Class I, Div. 1, Groups A, B, C, D; Class II, Div. 1, Groups E, F, G; Class III	
• Ambient temperature	-40 ... +80 °C (-40 ... +176 °F)	ANZEx Ex ia IIC T4, Tamb = -40 ... +80 °C (-40 ... +176 °F) IP67, IP68	
• Relative humidity/ingress protection	Suitable for outdoor	IECEX TSA 04.0020X Ex ia IIC T4	
• Installation category	I	INMETRO Br-Ex ia IIC T4	
• Pollution degree	4	FM (no barrier required) T5: Class I, Div. 2, Groups A,B,C, D	
Medium conditions		<b>Handheld Programmer</b>	
• Temperature at flange or threads	-40 ... +85 °C (-40 ... +185 °F)	Intrinsically Safe Siemens handheld programmer	
• Pressure (vessel)	0.5 bar g (7.25 psi g)	• Approvals for handheld programmer	
<b>Design</b>		IS model with ATEX EEx ia IIC T4 CSA/FM Class I, Div. 1, Groups A, B, C, D	
Material (enclosure)	PBT (Polybutylene Terephthalate)	Ambient temperature	
Degree of protection	Type 4X/NEMA 4X, Type 6/NEMA 6/IP67/IP68 enclosure	-20 ... +40 °C (-5 ... +104 °F)	
Weight	2.1 kg (4.6 lbs)	Interface	
Cable inlet	2 x M20x1.5 cable gland or 2 x ½" NPT thread	Proprietary infrared pulse signal	
Material (transducer)	ETFE (Ethylene Tetrafluoroethylene) or PVDF (Polyvinylidene Fluoride)	Power	
		3 V lithium battery (non-replaceable)	

# Level Measurement

## Continuous level measurement - Ultrasonic transmitters

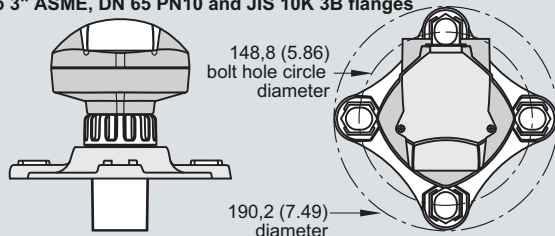
### SITRANS Probe LU

Selection and Ordering data	Order No.
<b>SITRANS Probe LU</b> <b>2-wire, loop powered ultrasonic transmitter for level, volume and flow monitoring of liquids in open channels, storage vessels and simple process vessels.</b>	C) <b>7ML5221-</b>
<b>Enclosure/Cable Inlet</b> Plastic (PBT), 2 x M20x1.5 (check Approvals for cable gland details) Plastic (PBT), 2 x 1/2" NPT (no cable glands supplied)	1 2
<b>Range/Transducer material</b> 6 meter (20 ft), ETFE 6 meter (20 ft), PVDF Copolymer 12 meter (40 ft), ETFE 12 meter (40 ft), PVDF Copolymer	A B C D
<b>Process connection</b> 2" NPT [(Taper), ANSI/ASME B1.20.1] R 2" [(BSPT), EN 10226] G 2" [(BSPP), EN ISO 228-1]	A B C
<b>Communication/Output</b> 4 ... 20 mA, HART® PROFIBUS PA	1 2
<b>Approvals</b> General Purpose, FM, CSA, CE, C-TICK FM, Class I, Div. 2 <sup>1)</sup> Intrinsically Safe, CSA/FM Class I, Div. 1, Groups A, B, C, D (barrier required); Class II, Div. 1, Groups E, F, G; Class III <sup>2)</sup> Intrinsically Safe, ATEX II 1G EEx ia IIC T4 <sup>2)</sup> Intrinsically safe, ATEX II 1G EEx ia IIC T4, ANZEx, IECEX, INMETRO, CE, C-TICK <sup>3)</sup> Intrinsically safe, CSA/FM Class I, Div. 1, Groups A, B, C, D; Class II, Div. 1 Group E, F, G; Class III T4 <sup>3)</sup>	1 4 5 6 7 8
1) Available with Enclosure/Cable Inlet option 2 only. 2) Available with communication option 2 only. 3) Available with communication option 1 only. C) Subject to export regulations AL: N, ECCN: EAR99	

Selection and Ordering data	Order code
<b>Further designs</b> Please add "-Z" to Order No. and specify Order code(s). Stainless steel tag [69 x 50 mm (2.71 x 1.97")]: Measuring-point number/identification (max. 16 characters) specify in plain text	<b>Y15</b>
<b>Operating Instructions for HART/mA device</b> English French German Note: The Operating Instructions should be ordered as a separate item on the order. Additional Multi-language Quick Start manual This device is shipped with the Siemens Milltronics manual CD containing the complete ATEX Quick Start and Operating Instructions library.	Order No. C) <b>7ML1998-5HT02</b> C) <b>7ML1998-5HT12</b> C) <b>7ML1998-5HT32</b> C) <b>7ML1998-5QR81</b>
<b>Operating Instructions for PROFIBUS PA device</b> English German Note: The Operating Instructions should be ordered as a separate item on the order. Additional Multi-language Quick Start manual This device is shipped with the Siemens Milltronics manual CD containing the complete ATEX Quick Start and Operating Instructions library.	C) <b>7ML1998-5JB02</b> C) <b>7ML1998-5JB32</b> C) <b>7ML1998-5QV81</b>
<b>Optional equipment</b> Handheld programmer, Intrinsically Safe, EEx ia Handheld programmer, General Purpose approvals Handheld programmer, Infrared, Intrinsically Safe, PROFIBUS PA HART modem/RS-232 (for use with PC and SIMATIC PDM) HART modem/USB (for use with a PC and SIMATIC PDM) 2" NPT locknut, plastic 2" BSPT locknut, plastic 3" ASME, DN 65 PN 10, JIS 10K 3B ETFE Flange adapter for 2" NPT 3" ASME, DN 65 PN 10, JIS 10K 3B ETFE Flange adapter for 2" BSPT One General Purpose polymeric cable gland M20x1.5, rated for -20 ... +80 °C (-4 ... +176 °F) One metallic cable gland M20x1.5, rated -40 ... +80 °C (-40 ... +176 °F) for General Purpose or ATEX EEx e installations (available for HART only) One metallic cable gland M20x1.5, rated -40 ... +80 °C (-40 ... +176 °F) with integrated shield connection (available for PROFIBUS PA) SITRANS RD100 Remote display - see Chapter 8 SITRANS RD200 Remote display - see Chapter 8 SITRANS RD500 Remote display - see Chapter 8	D) <b>7MF4997-1DA</b> D) <b>7MF4997-1DB</b> <b>7ML1830-2AH</b> <b>7ML1830-2AN</b> <b>7ML1830-2AJ</b> <b>7ML1830-1DT</b> <b>7ML1830-1DQ</b> <b>7ML1830-1BT</b> <b>7ML1830-1BU</b> <b>7ML1930-1AM</b> <b>7ML1930-1AP</b> <b>7ML1930-1AQ</b>
<b>Spare Parts</b> Plastic lid C) Subject to export regulations AL: N, ECCN: EAR99 D) Subject to export regulations AL: N, ECCN: EAR99H	<b>7ML1830-1KB</b>

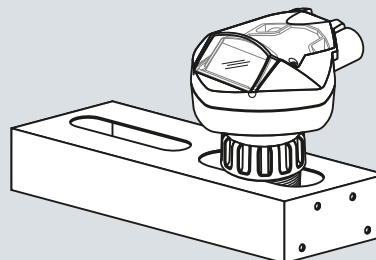
### Options

Flange adapter for mating 2" NPT or 2" BSP process connections to 3" ASME, DN 65 PN10 and JIS 10K 3B flanges



SITRANS Probe LU optional flange adapter, dimensions in mm (inch)

SITRANS Probe LU with FMS 200 Mounting Bracket



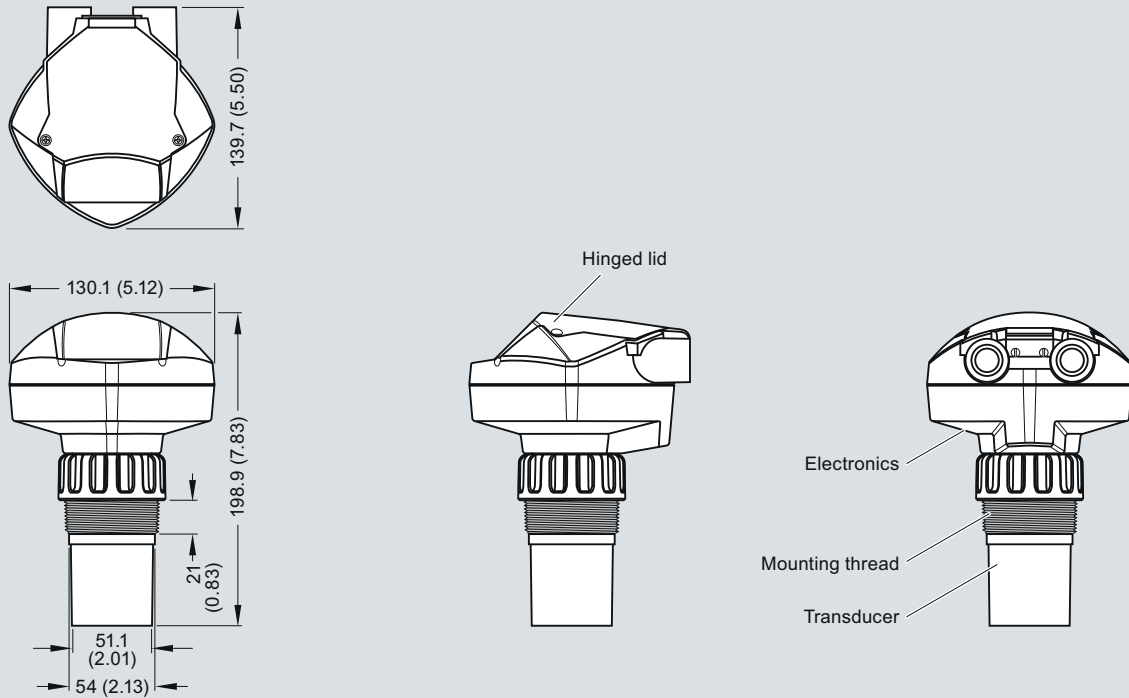
SITRANS Probe LU with optional mounting bracket

# Level Measurement

## Continuous level measurement - Ultrasonic transmitters

SITRANS Probe LU

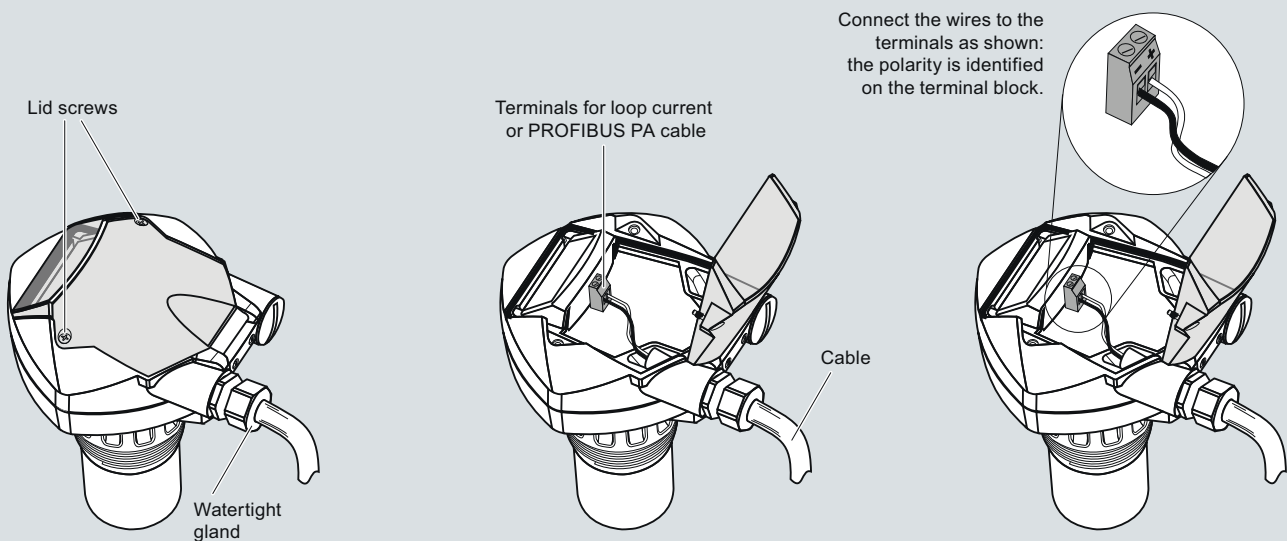
### Dimensional drawings



**Note:** Above model is shown without M20 cable glands or 1/2" NPT conduit connectors.

SITRANS Probe LU, dimensions in mm (inch)

### Schematics



**Note:**

- HART model above is shown with M20 cable glands. 1/2" NPT threaded connection is also available.
- DC terminal shall be supplied from an SELV source in accordance with IEC-1010-1 Annex H.
- All field wiring must have insulation suitable for rated input voltages.
- Separate cables and conduit may be required to conform to standard instrumentation wiring practices or electrical codes.

SITRANS Probe LU connections

# FINE CONTROLS (UK) LTD



Fine Controls have been supplying process controls & instrumentation equipment since 1994, & now serves an ever expanding customer base, both in the UK & globally.

We offer a full range of valve & instrumentation products & services, with our product range representing leading technologies & brands:

**Flow:** Flow Meters & Transmitters, Flow Switches, Flow Control Valves & Batch Control Systems

**Temperature:** Temperature Probes & Thermowells, Temperature transmitters, Temperature Regulators & Temperature Displays

**Level:** Level Transmitters & Switches

**Pressure:** Pressure Gauges & Transmitters, Precision & High Pressure Regulators & I-P Converters, Volume boosters.

**Precision Pneumatics:** Pressure Regulators, I-P Converters, Volume Boosters, Vacuum Regulators

**Valves:** Solenoid & Pneumatic Valves, Control Valves & Positioners, Actuated Ball, Globe or Diaphragm Valves & Isolation Valves

**Services:** Repair, Calibration, Panel Build, System Design & Commissioning

A rotork® Brand  
**FAIRCHILD**



**bürkert**



**SIEMENS**



**alcon**  
SOLENOID VALVES

A rotork® Brand



**MIDLAND-ACS**  
A rotork® Brand



**Honeywell**



**Bourdon**  
Baumer Group



**SOLDO**  
CONTROLS

A rotork® Brand



Fine Controls (UK) LTD, Bassendale Road, Croft Business Park,  
Bromborough, Wirral, CH62 3QL UK  
Tel: 0151 343 9966  
Email: sales@finecontrols.com