

FINE CONTROLS (UK) LTD



Fine Controls have been supplying process controls & instrumentation equipment since 1994, & now serves an ever expanding customer base, both in the UK & globally.

We offer a full range of valve & instrumentation products & services, with our product range representing leading technologies & brands:

Flow: Flow Meters & Transmitters, Flow Switches, Flow Control Valves & Batch Control Systems

Temperature: Temperature Probes & Thermowells, Temperature transmitters, Temperature Regulators & Temperature Displays

Level: Level Transmitters & Switches

Pressure: Pressure Gauges & Transmitters, Precision & High Pressure Regulators & I-P Converters, Volume boosters.

Precision Pneumatics: Pressure Regulators, I-P Converters, Volume Boosters, Vacuum Regulators

Valves: Solenoid & Pneumatic Valves, Control Valves & Positioners, Actuated Ball, Globe or Diaphragm Valves & Isolation Valves

Services: Repair, Calibration, Panel Build, System Design & Commissioning

A rotork® Brand
FAIRCHILD



bürkert



SIEMENS



alcon
SOLENOID VALVES

A rotork® Brand



MIDLAND-ACS
A rotork® Brand



Honeywell



Bourdon
Baumer Group



SOLDO
CONTROLS

A rotork® Brand



Fine Controls (UK) LTD, Bassendale Road, Croft Business Park,
Bromborough, Wirral, CH62 3QL UK
Tel: 0151 343 9966
Email: sales@finecontrols.com

3/2-way Solenoid Valve, sub-base



Type 0331 can be combined with...



Type 2508
Cable plug



Type 1078
Timer unit



Type 2511
ASI cable plug

- 3-way solenoid valve with pivoted armature and manual override
- Direct-acting with separating diaphragm
- Fast-acting
- For liquid, gaseous and aggressive Medium
- Long service life, even in non-lube conditions

The Type 0331 is a direct-acting 3/2-way pivoted armature solenoid valve for sub-base mounting. The magnetic system and the Medium chamber are separated from one another by a separating diaphragm system. The valve is fast acting and has a long service life, even when run dry.

Technical data	
Orifice	DN 2.0–3.0 mm
Body and seat materials	Brass and stainless steel 1.4401
Coil material	Epoxy
Coil insulation class	H
Seal material	NBR, FKM (EPDM on request)
Medium	Neutral Medium such as compressed air, water, hydraulic oil Hot air Oil and fat-free Medium
Medium temperature	NBR 0 to +80 °C FKM 0 to +90 °C EPDM (on request) – 30 to +90 °C
Ambient temperature	Max. +55 °C (min. temperature see Medium temperature)
Viscosity	max. 37 mm ² /s
Voltage tolerance	±10%
Duty cycle	100% continuous rating
Manifold mounting	Use reduced duty cycle or 5W coil
Electrical connection	Tag connector acc. to DIN EN 175301-803 Form A (previously DIN 43650) for cable plug Type 2508 (supplied as standard)
Protection class	IP 65 with cable plug
Installation	as required, preferably with actuator upright

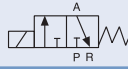
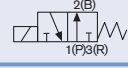
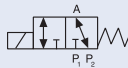
Power consumption			
Inrush		Hold (hot coil)	
AC [VA]	DC [W]	AC [VA/W]	DC [W]
30	8	15/8	8

Response times	
AC opening/closing [ms]	8-15
DC opening/closing [ms]	10-20

Measured at valve outlet at 6 bar and +20 °C

Opening: pressure build-up 0 to 90%, closing: pressure relief 100 to 10%

Ordering chart for valves (other versions on request)

Circuit function	Port connection	DN [mm]	Kv-value water [m³/h] ¹⁾		Pressure Pressure [bar] ■	Weight [g]	Item no. per voltage/frequency [V/Hz]		
			AC	DC			024/DC	024/50	230/50
C 3/2-way valve NC 	Seal material, NBR								
	Flange	2.0	0.10	0.08	0-16	400	041 183	041 184	041 188
3.0		0.15	0.12	0-10	041 195		041 198	041 209	
D 3/2-way valve NO 	Seal material, NBR								
	Flange	2.0	0.10	0.08	0-16	400	041 234	041 235	041 242
3.0		0.15	0.12	0-10	041 247		041 248	041 254	
T 3/2-way valve, universal function, any flow direction 	Seal material, FKM								
	Flange	2.0	0.10	0.08	0-12	400	124 953	124 954	124 956
3.0		0.15	0.12	0-10	124 958		124 959	124 961	

⁴⁾ In DC-versions with orifice 3.0 and 4.0 the orifice diameter is reduced by about 0.5mm.

■ Please be aware that the above valves cannot be used for vacuum

The valves are manufactured with different springs. The valves can be applied also in other circuit functions with respect to different pressure rates. For further information please see separate datasheet.

i Further versions on request

Materials
Stainless steel body

Pressure
Vacuum version

Approvals
UL, UR, GL, CGA/AGA, UL Hazardous Locations

Additional
Electrical feedback, version without manual override

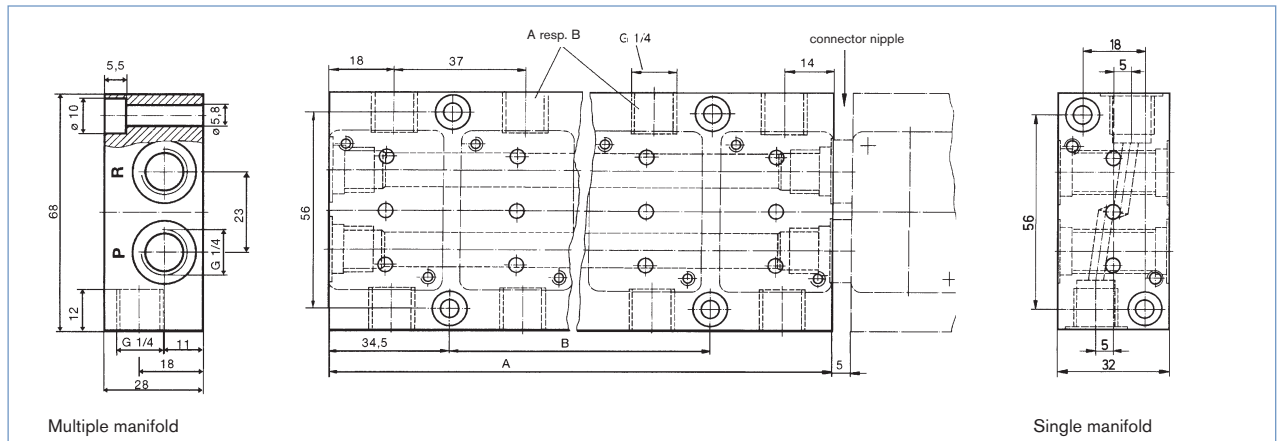
Voltage
110/50, coil with 5W power consumption, non-standard voltages

Ordering chart for flange valve manifolds and accessories

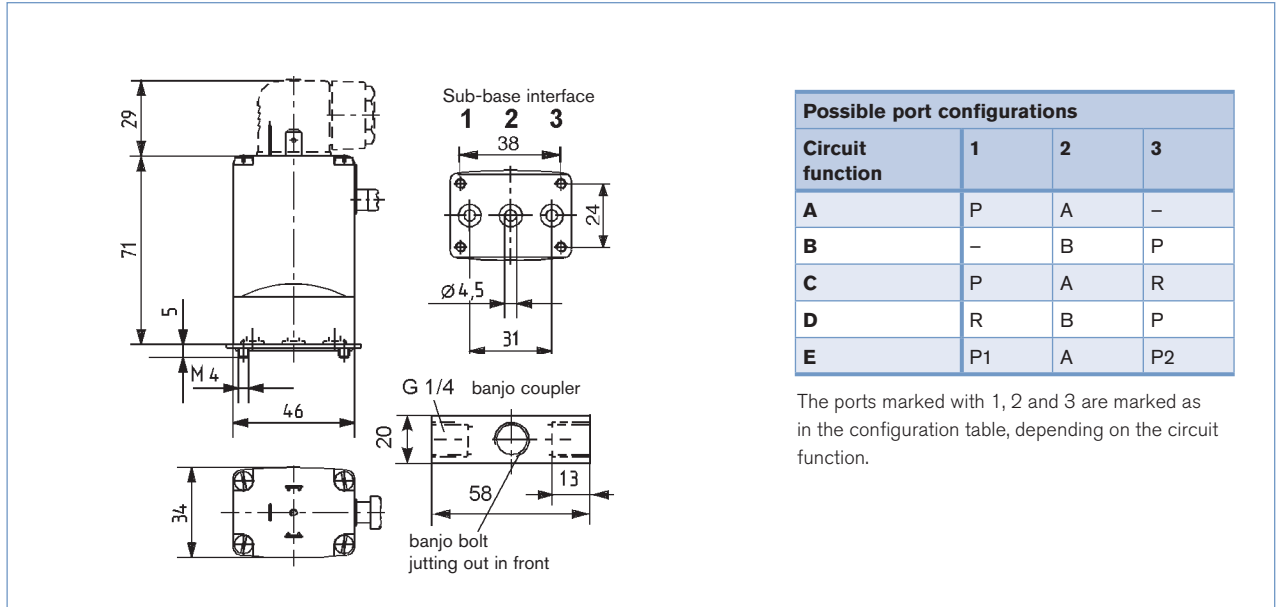
All manifolds made of anodised aluminium

Manifold	Length A [mm]	Hole spacing B [mm]	Item no.
1 valve	32	-	005 043
2 valves	69	-	005 045
3 valves	106	37	005 366
4 valves	143	74	005 294
5 valves	180	111	005 295
6 valves	217	148	005 296
7 valves	254	185	005 403
8 valves	291	222	006 074

Accessory parts		Item no.
Block for auxiliary manual operation, individual		013 372
Covering plate for unused valve positions		005 625



Dimensions [mm]



The valves are manufactured with different springs. The valves can be applied also in other circuit functions with respect to different pressure rates. For further information please see separate datasheet.

To find your nearest Bürkert facility, click on the orange box →

www.burkert.com